



YARIS CROSS





## DUAL PERSONALITY

Wherever life leads you, take it in your stride. Blending bold, sophisticated looks with spacious and commanding views of the road, Yaris Cross offers genuine SUV attitude on a scale that fits perfectly into the city and beyond. With the powerful combination of Hybrid and an intelligent All-Wheel Drive system\* to keep you moving, you'll enjoy the confidence to go anywhere you want, when you want. Drive on.

\* Available on Adventure grade only.

# ALWAYS ON THE MOVE

Sit up and see the world from a new perspective. With its raised ground clearance and commanding driving position, the high-riding Yaris Cross gives you the confidence to tackle the city on your terms.

Bold wheel arches, a wide planted stance and large imposing alloy wheels deliver unmistakable attitude. Yet, thanks to its compact size, you'll instantly feel at home in bustling city streets. With the reassuring poise of intelligent All-Wheel Drive\* underneath you and a spacious and versatile interior excelling at everyday demands, Yaris Cross, a true SUV, always keeps you moving.





# UNSTOPPABLE ENERGY

From owning the urban crawl to embracing the open road, Yaris Cross' fourth-generation, self-charging Hybrid system makes every drive effortless. A 116 hp 1.5-litre Hybrid powertrain delivers performance and efficiency that's unbeatable in its class. Switching seamlessly from petrol to electric power at just the right moment, you're rewarded with smooth, responsive acceleration and excellent fuel efficiency, helped by its ability to travel even further in zero-emissions mode. Once you press start, nothing holds you back in this SUV.





## CONFIDENCE IN MOTION

Thanks to the foundations of its TNGA platform and Hybrid engine, Yaris Cross is born fun to drive and kind to the environment. A lower centre of gravity and high body rigidity ensure that it's agile threading through crowded city streets and dynamic on winding country roads. Combined with class-leading fuel efficiency and impressively low CO<sub>2</sub> emissions, you'll find life really starts to flow.

### ENGINE SPECIFICATIONS

1.5 Hybrid e-CVT

#### POWER

116 hp

#### FUEL CONSUMPTION\*

4.5–5.0 l/100 kms (FWD)

5.1 l/100 km (AWD-i)

#### CO<sub>2</sub> EMISSIONS\*

101–113 g/km (FWD)

115 g/km (AWD-i)

#### ACCELERATION 0–100 KM/H

11.2 seconds (FWD)

11.8 seconds (AWD-i)

\* WLTP Combined cycle.



# UNBEATABLE POISE IN EVERY SITUATION

Whatever the day throws at you, drive on. With Hybrid AWD-i\*, Yaris Cross is the only compact Hybrid SUV to offer the security of intelligent All-Wheel Drive. From cornering in heavy rain to accelerating on loose surfaces, AWD-i provides the stability and traction to keep you away from trouble. By switching automatically from Front- to All-Wheel Drive, the lightweight system returns class-leading fuel efficiency and CO<sub>2</sub> emissions, whether you're tackling everyday commutes or extraordinary weather.

\* Available on Adventure grade only.






### HELP IS AT HAND

To give you a helping hand when conditions get tricky, Yaris Cross' AWD-i mode switch features Trail and Snow modes\*. On icy, snowy and muddy roads, it helps to minimise wheel spin and tyre slip, keeping you on track and moving on.

# CUT FOR CITY LIFE


Created to reflect the personalities and lifestyles of European customers, the design of the Yaris Cross was inspired by the iconic image of a gemstone. The phrase 'nimble diamond' was coined by its designers to express the car's hard, bold and premium look.





## STRONG AND SOPHISTICATED

How was this energetic style created? To give the Yaris Cross its distinctive look, the body was sculpted to create a more pronounced diamond shape and emphasise the bold wheel arches, all of which add to the car's robust SUV stance.




Images are for illustrative purposes only.

# ATTRACT THE CITY'S ATTENTION



Parked up or gliding by, the Yaris Cross Sol really gets you noticed. Its striking exterior design is complemented by eye-catching 18" machined alloy wheels\* to give every trip an air of sophistication. With the

cabin's urban theme blending warm silver decorations, satin chrome highlights and Taupe fabric seats with leather-like bolsters, whenever you explore the city expect others to follow.





# MAKE EVERY DAY AN ADVENTURE

Life is for living in Yaris Cross Adventure. Purposeful front and rear under-runs, dark grey 18" alloy wheels and stylish roof rails\* endow it with a rugged, go-anywhere attitude. Whether you're loading up your bikes or your boards for the weekend, the versatile interior's nature-inspired colour theme and black fabric seats with leather-like bolsters make this the SUV you need if adventure is your escape.







## YOUR SPACE, YOUR RULES

The Yaris Cross' large boot volume can be increased with a class-first 40:20:40 folding rear seat system\*, giving you the room you need when some things are impossible to leave behind.







## SPACE THAT LETS LIFE FLOW

Whether it's a helping hand shopping or space for your passions, Yaris Cross has all the right answers. Its flexible deck board can be adjusted in height and split in two, to give you secure underfloor storage or increased luggage space on demand<sup>8</sup>. And with a flex belt securing everything from bags to bikes while you drive, finding room for life doesn't get any smarter.

# SAFETY

Yaris Cross is always one step ahead when it comes to safety. Advanced driver assistance systems, such as Toyota's Pre-Collision System, offers peace of mind and helps to protect you, your passengers and other road users too.





### PRE-COLLISION SYSTEM ENHANCED WITH EMERGENCY STEERING ASSIST AND INTERSECTION TURN ASSIST

When the possibility of a collision is detected, Pre-Collision System alerts the driver with audio and visual warnings and brake assistance is activated. If the driver fails to brake in time, the brakes automatically engage to reduce the likelihood and severity of an impact. In addition, early detection of pedestrians (day or night) and cyclists (day only) is also possible. Intersection Turn Assist and Emergency Steering Assist, provide further driver support in the daytime by delivering greater safety when turning at junctions and enhanced steering assistance and stability when making evasive manoeuvres.

### INTELLIGENT ADAPTIVE CRUISE CONTROL

Combining the benefits of Adaptive Cruise Control and Road Sign Assist, IACC automatically keeps the vehicle at a pre-selected speed and warns the driver if the speed limit changes, allowing them to easily adapt their cruising speed accordingly.

### LANE TRACE ASSIST

Should the vehicle begin to drift unintentionally from its lane, steering assist is applied to correct its course and keep the vehicle centred in its lane.

### AUTOMATIC HIGH BEAM

When driving at night, a camera detects other vehicle's lights and automatically switches between high and low beam, allowing the driver to concentrate safely on the road ahead.

# LUNA

Natural style, impressive comfort and convenience. Pure urban confidence.

## MAIN FEATURES

- Toyota Safety Sense 2
  - Pre-Collision System with Pedestrian day & night-time and Cyclist daytime detection
  - Emergency steering assist function
  - Intersection Turn Assist
  - Full-range Adaptive Cruise Control
  - Intelligent Adaptive Cruise Control (IACC)
  - Lane Departure Alert (LDA)
  - Lane Trace Assist (LTA)
  - Road Sign Assist (RSA)
  - Automatic High Beam (AHB)
- 16" Alloy Wheels (10-spoke)
- Halogen headlights
- LED Front fog lights
- Daytime Running Lights (DRL) (Bulb type)
- Smart entry
- Push button start
- Climate control
- Dusk sensor
- Rain sensor
- Rear-view camera
- 8" Toyota Touch
- Apple CarPlay / Android Auto™
- 4 Speakers
- 4.2" TFT Information display
- Grey fabric upholstery
- Driver & Passenger seat height adjustment
- Central armrest
- 60:40 Split-folding rear seats
- Grey headlining
- Grey lower instrument panel
- Silver deco-line
- Leather steering wheel
- Illuminated entry
- Black upper & lower front grille
- Power-adjustable, heated door mirrors
- Front & rear power windows
- Electronic Parking Brake
- Temporary spare wheel
- Mono deckboard
- eCall emergency call system





# LUNA SPORT

Distinctive design, desirable technology.  
The perfect combination for the city.

## MAIN FEATURES (additional to LUNA)

- Available as bi-tone only with black roof
- 17" dark-grey machined-face alloy wheels (5-double-spoke)
- Rear privacy glass
- LED Projector headlamps
- LED front indicator & light guide
- LED rear indicator & light guide
- 6 Speakers
- 7" TFT Information display
- Black roof lining
- Black lower instrument panel





# SOL

Refined style and exceptional comfort and equipment. True urban sophistication.

## MAIN FEATURES (additional to LUNA SPORT)

- Available as bi-tone only with black roof
- 18" bi-tone dark-grey machined-face alloy wheels (5-triple-spoke)
- Front & rear parking sensors
- Dual-zone climate control
- 9" Toyota Touch with TAS600
- Wireless Smartphone integration (for Apple CarPlay only)
- Taupe partial leather upholstery
- Front sports seats
- Power adjustable driver lumbar support
- Heated front seats
- 40:20:40 Split-folding rear seats
- Grey roof lining
- Taupe upper instrument panel
- Satin-chrome deco-line
- Blue ambient lighting
- LED illuminated entry
- Electrochromatic rear-view mirror (auto-dimming)
- Auto-retractable door mirrors
- Piano-black upper front grille with Dark-chrome plated insert
- 40:60 Split deckboard







# ADVENTURE

Rugged, go-anywhere attitude and intuitive technology.  
Made for active lives.

## MAIN FEATURES (additional to SOL)

- Available in FWD and AWD-i
- Available as bi-tone only with black roof
- 18" dark-grey alloy wheels (5-triple-spoke)
- Aluminium roof rails
- Front & rear under-runs
- Head Up Display (HUD)
- Black partial leather upholstery
- Black upper instrument panel
- Brass-gold deco-line
- Black roof lining

## AWD-i ADDS TO FWD

- Downhill Assist Control (DAC)
- Auto Limited Slip Differential (LSD) Lock
- Tyre Repair Kit
- Mono deckboard





# CONFIDENT COLOURS



## SINGLE COLOUR CHOICES





## BI-TONE COLOUR CHOICES

209 Night Sky Black <sup>§</sup>		202 Astral Black			
2PU Pearl Ice White Bi-tone*	2SZ Pearl Red Bi-tone*	2TK Oxide Bronze Bi-tone <sup>§</sup>	2VS Brass Gold Bi-tone <sup>§</sup>	2VT Cobalt Blue Bi-tone <sup>§</sup>	2VU Atomic Silver Bi-tone <sup>§</sup>

# TAILOR-MADE ACCESSORIES

## CHROME STYLE PACK

Add an extra touch of elegance to your Yaris Cross with eye-catching chrome door side sills and a chrome lower boot lid garnish.

Displayed with accessory wheel; 17" alloy wheel – glossy black, 10-spoke.



## PROTECTION ACCESSORIES

Keep your Yaris Cross in the best possible condition for years to come, with a comprehensive range of protection accessories.



### FRONT & REAR MUD FLAPS

Protect your vehicle's exterior by minimising spray onto the body from water, mud and stones.

### SIDE BODY MOULDINGS

Protect your doors from accidental dings and scrapes with purpose-designed, side body mouldings.



### BOOT LINER

Contain mud, dirt and liquid with a durable, plastic boot liner that's tailored to fit yours.

### REAR-SEAT PROTECTION

Safeguard your rear seats from luggage, bicycles and wear & tear with a toughened, plastic protector.



## BLACK STYLE PACK

Consisting of piano black door side sills and piano black lower boot lid garnish, the Black Pack is a sophisticated addition to every Yaris Cross look.

Displayed with accessory wheel; 17" alloy wheel – machined-face grey, 10-spoke.



## STYLING ACCESSORIES

### SIDE STEPS

Enhance the all-season protection of your Yaris Cross with the rugged appeal of stainless steel side steps.



### FRONT & REAR SKIRTS

Combining striking silver front and rear bumper skirts, the Urban Pack adds even more kerb appeal to the Yaris Cross distinctive design.



# SPECIFICATIONS

## ENVIRONMENTAL PERFORMANCE

Hybrid

1.5 litre Hybrid e-CVT FWD

Hybrid

1.5 litre Hybrid e-CVT AWD-i

Fuel Combined WLTP (l/100 km)	4.5–5.0	5.1
Fuel Low (l/100 km)	3.1–3.7	4.1
Fuel Medium (l/100 km)	3.3–3.8	3.9
Fuel High (l/100 km)	3.9–3.4	4.4
Fuel Extra High (l/100 km)	6.1–6.7	6.7
CO <sub>2</sub> Combined WLTP (g/km)	101–113	115
CO <sub>2</sub> Low (g/km)	71–83	93
CO <sub>2</sub> Medium (g/km)	76–86	89
CO <sub>2</sub> High (g/km)	88–99	99
CO <sub>2</sub> Extra High (g/km)	138–152	151
Exhaust Emissions EC Regulations (Update)	2018/1832AP	2018/1832AP
Euro class	EURO 6 AP	EURO 6 AP
Carbon monoxide, CO (mg/km)	157.1	97.5
Hydrocarbons, THC (mg/km)	16.1	9.8
Nitrogen Oxides, NOx (mg/km)	7	3.3
Sound level drive by (dB(A))	68.0	68.0

The fuel consumption and CO<sub>2</sub> values are measured in a controlled environment on a representative production model, in accordance with the requirements of the new WLTP European Regulation EC 2017/1151 and its applicable amendments. For each individual vehicle configuration, the final fuel consumption and CO<sub>2</sub> values may be calculated based on the ordered optional equipment. The fuel consumption and CO<sub>2</sub> values of your vehicle may vary from those measured or calculated values, as driving behaviour as well as other factors (such as road conditions, traffic, vehicle condition, tyre pressure, load, number of passengers, etc.) have an influence on a car's fuel consumption and CO<sub>2</sub> emissions. For more information regarding the new WLTP test method, please visit: <https://www.toyota-europe.com/world-of-toyota/feel/environment/worldwide-harmonized-light>



## ENGINE

Number of cylinders	3, in line
Valve mechanism	DOHC four-valve roller rocker IN: VVT-iE EX: VVT-i
Fuel system	Fuel injection
Displacement (cc)	1490
Bore x stroke (mm x mm)	80.5 x 97.6
Compression ratio	14.0:1
Maximum power output (kW/rpm)	85
Maximum torque (Nm/rpm)	120/3600-4800

## TRANSMISSION

Transmission type	e-CVT
-------------------	-------

## PERFORMANCE

Maximum speed (km/h)	170
0-100 km/h (secs)	11.2 / 11.8*
Drag coefficient	0.35 / 0.36*

\* AWD-i.

## SUSPENSION

Front	Macpherson Strut
Rear	Double Wishbone / Torsion Beam

## BRAKES

Front	Ventilated disc 1-cylinder
Rear	Solid disc 1-cylinder

# SPECIFICATIONS

## WEIGHTS & TOWING CAPACITY

Hybrid

1.5 litre Hybrid e-CVT FWD

Hybrid

1.5 litre Hybrid e-CVT AWD-i

Kerb weight (kg)	1175–1265 / 1215–1290 <sup>§</sup>	1300–1360
Gross vehicle weight (kg)	1690	1775
Towing capacity with brakes (kg)	750	750
Towing capacity without brakes (kg)	550	550

<sup>§</sup> Sol and Adventure FWD.

## EXTERIOR DIMENSIONS

Exterior length (mm)	4172	4172
Exterior height (mm)	1595	1595
Exterior width (mm)	1765	1765
Wheelbase (mm)	2560	2560
Front tread (mm)	1520/1530 <sup>°</sup>	1520
Rear tread (mm)	1519/1529 <sup>°</sup>	1531
Front overhang (mm)	845	845
Rear overhang (mm)	767	767

<sup>°</sup> Luna.

## LOAD VOLUME

Luggage capacity (litres)	397	320
---------------------------	-----	-----

## STEERING

Minimum Turning Radius – Tyre (m)	5.3
-----------------------------------	-----

## WHEELS

	Luna	Luna Sport	Sol	Adventure
Temporary spare wheel	●	●	●	●*
Tyre repair kit	–	–	–	●**
16" alloy wheels (10-spoke)	●	–	–	–
17" bi-tone dark grey & machined-face alloy wheels (5-double-spoke)	–	●	–	–
18" dark grey alloy wheels (5-triple-spoke)	–	–	–	●
18" bi-tone dark grey & machined-face alloy wheels (5-triple-spoke)	–	–	●	–

\* FWD.    \*\* AWD-i.



1520/1530<sup>°</sup> mm

1765 mm

<sup>°</sup> Luna.    \*\* AWD-i.



767 mm

2560 mm

845 mm

4172 mm



1595 mm



1519/1529<sup>°</sup>/1531\*\* mm

1765 mm

● = Standard    – = Not available

# EQUIPMENT

EXTERIOR STYLING	Luna	Luna Sport	Sol	Adventure
Aluminium roof rails	–	–	–	●
Piano black upper front grille	–	–	●	●
Black upper front grille	●	●	–	–
Dark chrome-plated insert on upper front grille	–	–	●	●
Black lower front grille	●	●	●	●
Body-coloured front bumper	●	●	●	●
Body-coloured rear bumper	●	●	●	●
Body-coloured door handles	●	●	●	●
Body-coloured door mirrors	●	–	–	–
Black door mirrors	–	●	●	●
Privacy glass	–	●	●	●
Black wheel arch moulding	●	●	●	●
Body-coloured shark-fin antenna	●	–	–	–
Attitude Black shark-fin antenna	–	●	●	●
Piano black insert on boot door	●	●	●	●
Front under-run	–	–	–	●
Rear under-run	–	–	–	●
Black door belt moulding	●	●	●	●
LED front light guide	–	●	●	●
LED rear light guide	–	●	●	●
Yaris Cross name-plate insert on lower side doors	●	●	●	●
AWD-i badge	–	–	–	●*

\* AWD-i.

<b>EXTERIOR COMFORT</b>	<b>Luna</b>	<b>Luna Sport</b>	<b>Sol</b>	<b>Adventure</b>
Smart Entry	●	●	●	●
Follow-me-home headlights	●	●	●	●
Automatic headlight cut-off	●	●	●	●
Headlight cut-off reminder	●	●	●	●
Rain sensor	●	●	●	●
Dusk sensor	●	●	●	●
Remote boot door release on key	●	●	●	●
Power-adjustable door mirrors	●	●	●	●
Heated door mirrors	●	●	●	●
Auto-retractable door mirrors	–	–	●	●
Remote door lock	●	●	●	●

<b>INTERIOR STYLING</b>	<b>Luna</b>	<b>Luna Sport</b>	<b>Sol</b>	<b>Adventure</b>
3-spoke leather steering wheel	●	●	●	●
Piano Black side air vent surrounds	●	●	●	●
Painted insert on side air vents	●	●	●	●
Chrome surround on air conditioning buttons	●	●	●	●
Leather gear shift knob	●	●	●	●
Satin chrome insert on gear shift knob	●	●	●	●
Black roof lining	–	●	–	●
Grey roof lining	●	–	●	–
Light blue ambient lighting in centre console	–	–	●	●
Light blue ambient lighting in footwell	–	–	●	●

● = Standard    – = Not available

# EQUIPMENT

INTERIOR STYLING	Luna	Luna Sport	Sol	Adventure
Light blue ambient lighting on front doors	–	–	●	●
Felt rear door trim	●	●	●	●
Felt front door trim	●	●	●	●
Painted front door insert	●	●	●	●

INTERIOR COMFORT	Luna	Luna Sport	Sol	Adventure
Climate control	●	●	–	–
Dual-zone climate control	–	–	●	●
Push-button start	●	●	●	●
Electronic parking brake	●	●	●	●
Analogue speedometer	–	●	●	●
Digital speedometer	●	–	–	–
Analogue tachometer	–	●	●	●
Digital tachometer	●	–	–	–
Electric Power Steering (EPS)	●	●	●	●
Electrochromatic rear-view mirror	–	–	●	●
Manual day/night rear-view mirror	●	●	–	–
Rear-view camera display in audio screen	●	●	●	●
Static guide lines on rear-view camera display	●	●	●	●
Pollen air filter	●	●	●	●
Central armrest	●	●	●	●
Front sports seats	–	–	●	●
Height-adjustable driver seat	●	●	●	●

<b>INTERIOR COMFORT</b>	<b>Luna</b>	<b>Luna Sport</b>	<b>Sol</b>	<b>Adventure</b>
Height-adjustable front passenger seat	●	●	●	●
Power-adjustable lumbar support on driver seat	–	–	●	●
40:20:40 split-folding rear seats	–	–	●	●
60:40 split-folding rear seats	●	●	–	–
Front power windows	●	●	●	●
Rear power windows	●	●	●	●
Anti-jam protection on power windows	●	●	●	●
Power passenger window lock	●	●	●	●
Noise reduction layer on windshield	●	●	●	●
Rear window defogger	●	●	●	●
Driver & front passenger personal lamps (bulb type)	●	●	●	●
Boot lamp	●	●	●	●
Lamp on driver sun visor	–	–	●	●
Lamp on passenger sun visor	–	–	●	●
Mirror on driver sun visor	●	●	●	●
Mirror on passenger sun visor	●	●	●	●
Front 12V power outlet	●	●	●	●
Power door lock	●	●	●	●
Child safety door lock	●	●	●	●
Key reminder warning	●	●	●	●
4.2" TFT screen for information display	●	–	–	–
7" TFT information display	–	●	●	●

● = Standard      – = Not available

# EQUIPMENT

INTERIOR COMFORT	Luna	Luna Sport	Sol	Adventure
Gear Shift Indicator (GSI)	●	●	●	●
Audio switches on steering wheel	●	●	●	●
Information display switches on steering wheel	●	●	●	●
Telephone switch on steering wheel	●	●	●	●
Voice recognition switch on steering wheel	●	●	●	●
Adaptive Cruise Control switch on steering wheel	●	●	●	●
Lane Departure Alert switch on steering wheel	●	●	●	●
Speed Limiter switch on steering wheel	●	●	●	●
Adjustable Speed Limiter switch on steering wheel	●	●	●	●
Automatic High Beam on/off switch	●	●	●	●
Front overhead assist grips	●	●	●	●
Rear overhead assist grips	●	●	●	●
Speed Limiter Information	●	●	●	●
Heated front seats	–	–	●	●
Intermittent rear wiper	●	●	●	●
10" coloured Head Up Display	–	–	–	●
Hybrid AWD-i switch	–	–	–	●*
Manual tilting steering wheel	●	●	●	●
Manual telescopic steering wheel	●	●	●	●
One touch auto up & down function on all power windows	●	●	●	●
Speed-detecting automatic door lock	●	●	●	●

\* Adventure AWD-i only.



STORAGE	Luna	Luna Sport	Sol	Adventure
Centre console box with lid	●	●	●	●
Single compartment glovebox	●	●	●	●
Slow-opening on glovebox	●	●	●	●
Front door pockets	●	●	●	●
Rear door pockets	●	●	●	●
Rear passenger coat hooks (2)	●	●	●	●
Driver & passenger seatback pockets	–	–	●	●
Soft tonneau cover	●	●	●	●
Boot underfloor storage	–	●	●	●
Hooks for luggage holding belt	–	–	●	●
40:60 split deckboard	–	–	●	●*
Mono deckboard	●	●	–	● <sup>§</sup>
Front cup holders (2)	●	●	●	●
Rear cup holders (2)	–	–	●	●

\* FWD.      § AWD-i.

● = Standard      – = Not available

# EQUIPMENT

MULTIMEDIA	Luna	Luna Sport	Sol	Adventure
Toyota Touch® 2 multimedia system	●	●	–	–
8" multimedia display	●	●	–	–
9" TAS600 HD multimedia display	–	–	●	●
Apple CarPlay/Android Auto™	●	●	●	●
Wireless Smartphone integration (for Apple CarPlay only)	–	–	●	●
Digital Audio Broadcast (DAB)	●	●	●	●
4 speakers	●	–	–	–
6 speakers	–	●	●	●
USB connector	●	●	●	●
Bluetooth® hands-free system	●	●	●	●

SAFETY	Luna	Luna Sport	Sol	Adventure
ISOFIX seat fixing	●	●	●	●
Rear seat belt reminder	●	●	●	●
Front seat belt reminder	●	●	●	●
Driver & front passenger Whiplash Injury Lessening (WIL) seats	●	●	●	●
Rear headrests (3)	●	●	●	●
Adjustable rear headrests	●	●	●	●
Driver & passenger front airbag	●	●	●	●
Front passenger airbag on/off-switch	●	●	●	●
Driver & passenger side airbag	●	●	●	●
Driver & passenger central airbag	●	●	●	●

<b>SAFETY</b>	<b>Luna</b>	<b>Luna Sport</b>	<b>Sol</b>	<b>Adventure</b>
Rear passenger side airbag	●	●	●	●
Intelligent front parking sensors with automatic braking	–	–	●	●
Intelligent rear parking sensors with automatic braking	–	–	●	●
Rear-view camera	●	●	●	●
Pre-Collision System with Pedestrian day & night-time and Cyclist daytime Detection	●	●	●	●
Pre-Collision System enhanced with Emergency Steering Assist	●	●	●	●
Lane Trace Assist (LTA)	●	●	●	●
Road Sign Assist (RSA)	●	●	●	●
Automatic High Beam (AHB)	●	●	●	●
Brake Assist (BA)	●	●	●	●
Full-range Adaptive Cruise Control	●	●	●	●
Intelligent Adaptive Cruise Control (iACC)	●	●	●	●
Projector halogen headlamps	●	–	–	–
Projector LED headlamps	–	●	●	●
Manual headlamp levelling	●	●	●	●
Daytime running lights (Bulb type)	●	–	–	–
Daytime running light (LED light guide)	–	●	●	●
Front fog lamps (LED type)	●	●	●	●
Adjustable Speed Limiter (ASL)	●	●	●	●
Anti-lock Braking System (ABS) with Electronic Brake force Distribution (EBD)	●	●	●	●

● = Standard      – = Not available

# EQUIPMENT

SAFETY	Luna	Luna Sport	Sol	Adventure
Emergency Brake-light Signal (EBS)	●	●	●	●
Downhill Assist Control (DAC)	–	–	–	●*
Steering-assisted Vehicle Stability Control (S-VSC)	●	●	●	●
Hill-start Assist Control (HAC)	●	●	●	●
Tyre Pressure Warning System (TPWS)	●	●	●	●
Immobiliser	●	●	●	●
Traction Control (TRC)	●	●	●	●
eCall emergency call system	●	●	●	●
Driver Attention Alert	●	●	●	●
Rear combination lamps (LED & bulb)	●	–	–	–
Rear combination lamps (LED) with sequential indicator	–	●	●	●
High-mounted stop lamp (LED type)	●	●	●	●
Indicator integrated in door mirrors	●	●	●	●
Front indicator (bulb type)	●	–	–	–
Front indicator (LED light guide)	–	●	●	●

\* AWD-i.

<b>PERFORMANCE, TRANSPORT &amp; PROTECTION</b>	<b>Luna</b>	<b>Luna Sport</b>	<b>Sol</b>	<b>Adventure</b>
Driver & front passenger fabric floor mats	●	●	●	●
Embroidered Yaris Cross logo on floor mats	●	●	●	●
Rear passenger fabric floor mats	●	●	●	●
Black protection moulding on side doors	●	●	●	●
Drive Mode Selector	●	●	●	●
Rear spoiler	●	●	●	●
Auto Limited Slip Differential (LSD) lock	–	–	–	●*

\* AWD-i.

● = Standard      – = Not available

# TOYOTA ENVIRONMENTAL CHALLENGE 2050



At Toyota, we want to go beyond zero environmental impact and leave the world in a better place than we found it. To make that happen, we have set ourselves six challenges to complete by 2050. Each one presents its own difficulties, but we are committed to generating a positive and sustainable impact on society and the natural world as a whole.

For more information regarding Toyota Environmental Challenge please visit: [www.toyota-europe.com/world-oftoyota/feel/environmental-sustainability](http://www.toyota-europe.com/world-oftoyota/feel/environmental-sustainability) or contact your local Toyota dealer.

## CHALLENGE 1 NEW VEHICLE ZERO CO<sub>2</sub> EMISSIONS



By 2050, we want to reduce the CO<sub>2</sub> emissions from our vehicles by 90% compared to our 2010 levels. To achieve this, we will promote the development of new vehicles with low or zero carbon emissions, and do everything we can to increase the uptake of these vehicles.

## CHALLENGE 3 PLANT ZERO CO<sub>2</sub> EMISSIONS



To reduce carbon emissions at our manufacturing plants, we are focusing on improving the technologies we use and switching to alternative power sources. We are committed to making our facilities more energy-efficient and adopting renewable energy sources such as solar and wind, as well as low-carbon power such as hydrogen energy.

## CHALLENGE 5 ESTABLISHING A RECYCLING-BASED SOCIETY AND SYSTEMS




We've been working on the challenge of resource recycling for 40 years, with the result that 95% of every Toyota Yaris is now reusable and recoverable. In addition, we offer new and innovative ways of returning your vehicle when it eventually reaches 'the end of the road'.

## CHALLENGE 2 LIFE CYCLE ZERO CO<sub>2</sub> EMISSIONS



We are working to create more environmentally friendly designs – and then analysing and refining them to ensure the lowest possible environmental impact throughout the vehicle's entire life cycle\*.

## CHALLENGE 4 MINIMISING AND OPTIMISING WATER USAGE



To minimise water usage, we have started to collect rainwater at our manufacturing plants. We have also developed purification methods so that the water we do use can either be used again or returned safely into the local supply.

## CHALLENGE 6 ESTABLISHING A FUTURE SOCIETY IN HARMONY WITH NATURE



To preserve and enhance our co-existence with the natural world, we are organising reforestation and tree planting, green urban schemes and other environmental initiatives, both at our own sites and in the wider world. Our aim is to establish a society where people and nature coexist in harmony.



\* Toyota's LCA methodology, which is applied to our passenger vehicles, was reviewed and approved by T.V Rheinland and has been certified to comply with ISO14040/14044 standards..



# YOUR COMPLETE PEACE OF MIND WITH TOYOTA

## HYBRID SERVICE PROGRAMME

Hybrid Battery Extra Care cover\* on an annual/15,000 km basis (whichever comes sooner) up to the 10th year from vehicle registration date.

## QUALITY SERVICE

Your Toyota will need a Health & Safety check at least once every 2 years/30,000 km (whichever comes sooner). An intermediate check is necessary every year or 15,000 km.

## LOW MAINTENANCE COSTS

All Toyota vehicles are designed and engineered to minimise your maintenance costs.

## GENUINE PARTS

Providing the reassurance of Toyota quality, only genuine and approved components are used on your vehicle.

## COMPREHENSIVE WARRANTY

Every new Toyota comes with a 3-year/100,000 km vehicle warranty<sup>§</sup> or a 5-year/100,000 km warranty for hybrid components for Hybrid vehicles, which covers any defect caused by a manufacturing fault<sup>§</sup>.

## ADDED SECURITY

Toyota's comprehensive security system withstands the insurance industry's rigorous 5-minute attack test.

## GENUINE ACCESSORIES

Toyota accessories are designed and manufactured with the same care, quality and attention to detail as Toyota vehicles. All accessories are covered by a 3-year warranty when purchased together with the vehicle<sup>§</sup>.

## TOYOTA EURO CARE

Enjoy peace of mind driving with complimentary Toyota Eurocare roadside assistance in 40 European countries for 3 years.

For more information on peace of mind visit: [www.toyota.ie/service-and-accessories](http://www.toyota.ie/service-and-accessories)

\* Check with your dealer for specific Toyota Hybrid Service Programme details. <sup>§</sup> Check with your dealer for specific warranty details. <sup>§</sup> Transport to the nearest authorised Toyota repairer will also be covered. In addition the 3-year/unlimited mileage paint warranty protects against defects and surface rust caused by a manufacturing fault. Every new Toyota is covered by a 12-year anti-corrosion (not valid for commercial vehicles) warranty against perforation of body panels caused by a manufacturing fault in materials or workmanship.



# YARIS CROSS

[www.toyota.ie](http://www.toyota.ie)

To the best of our knowledge, all information in this brochure is correct at time of going to print. Details of specifications and equipment provided in this brochure are subject to local conditions and requirements and may, therefore, vary from models available in your area. Please enquire with your local dealer for details on your local specifications and equipment. • Vehicle body colours may differ slightly from the printed photographs in this brochure. • Toyota Ireland reserves the right to alter any details of specifications and equipment without prior notice. • © 2021 by Toyota Ireland. • No part of this publication may in any way be reproduced without the prior written approval of Toyota Ireland.