

TOYOTA
GR *Supra*







The legend is back. Produced by TOYOTA GAZOO Racing, the development of the new Toyota GR Supra wasn't driven by simple performance numbers or headline lap times, but by a single-minded focus on the feeling you experience at the wheel.

CONDENSED EXTREME DESIGN

Chief Designer, Nobuo Nakamura, gave his team a simple brief for the Toyota GR Supra: the concept of “Condensed Extreme”. Free to express their vision of a pure, individual sports car, they drew on Toyota’s rich heritage to produce a car that’s indisputably modern yet evokes the romance of classic sports car styling.

The Toyota GR Supra’s “Condensed Extreme” design refers directly to its packaging, evident in its long bonnet, compact body and wide stance. By blending motorsport aerodynamics with a contemporary, powerful look, it screams undiluted driving performance, even at a standstill.



Nobuo Nakamura

CHIEF DESIGNER

“I knew my mission was to create a design that would be visually and physically exciting to sports car fans. By using a front-mounted straight-six engine, rear-wheel drive layout – something rarely seen in today’s cars – I was able to reach something beyond Toyota’s boundaries.”



Tom Matsumoto

中村 暢夫

Nobi Nakamura



FOR THE FEELING



THE SOUL OF TOYOTA SUPRA

A legend among sports car fans, moviegoers and gamers, the Toyota Supra has cemented its place in popular automotive culture over the last 40 years. With its long, sweeping bonnet, compact body and double-bubble roof, the new Toyota GR Supra's bloodline can actually be traced back to the 1960s, and the iconic Toyota 2000GT.

The resemblance is more than skin deep, though, as a clear thread runs through each generation of the Toyota Supra: a smooth, responsive, straight 6-cylinder front-mounted engine and rear-wheel drive configuration gives the purest driving experience possible.



2000GT
1967



A40
1978



A60
1981



A70
1987



A80
1993

POWERFUL SENSATION

At home on road or track, the Toyota GR Supra's 3.0-litre, in-line 6-cylinder engine delivers seamless power and instant response. Featuring a twin-scroll turbocharger, direct fuel injection and variable valve control, it produces 340 DIN hp and 500 Nm of torque for an exhilarating charge from 0 to 100 km/h in 4.3 seconds and a top speed of 250 km/h.

Teamed with an advanced, 8-speed, paddle-shift automatic transmission for lightning-fast changes and control, and a standard active differential for increased stability and grip during braking and cornering, the Toyota GR Supra's focus isn't performance numbers or lap times but the feeling you experience at the wheel.

Power: **340 hp**

Fuel consumption*: **8.2 l/100 km (34.4 mpg)**

CO₂ emissions*: **188 g/km**

Acceleration 0–100 km/h: **4.3 seconds**

Top speed: **250 km/h**

* Combined cycle using WLTP data.



High performance stopping power

To help drivers exploit its full dynamic potential, the new Toyota GR Supra's high-performance brakes feature 4-pot Brembo callipers on 19" forged alloy wheels.

Figures displayed are for Supra tested under the new WLTP (World harmonised Light Vehicle Test Procedure) test cycle.



Active sound design

The Toyota GR Supra is equipped with Active Sound Design: two selectable driving sounds. For everyday driving, Normal provides refined motoring that's perfect at the end of the day, while Sport delivers spine-tingling high tones and racing-inspired pops during downshifts.







RACING-INSPIRED AERODYNAMICS

TOYOTA GAZOO Racing has been instrumental in honing the Toyota GR Supra's performance. By drawing on its international motorsport expertise, the Toyota GR Supra's design achieves both optimum aerodynamic drag and lift characteristics, as well as an ideal 50:50 front/rear weight balance.

Under the skin, a light but extremely rigid aluminium and steel composite frame ensures the Toyota GR Supra corners with precision. Elsewhere, aluminium control arms and swivel bearings reduce the car's weight, to give you confidence, grip and balance when you need it most.


Underfloor aerodynamics

Aerodynamic performance reaches new levels in the Toyota GR Supra. As well as a double-bubble roof that's designed to reduce drag and an arching rear spoiler that suppresses lift, airflow-regulating fins located underneath the body ensure ground-hugging performance at high speeds.

PURE FEELING


The new Toyota GR Supra has been conceived as a sports car in its purest form. Engineered with a no-compromise attitude to driving feel and pleasure, it combines a short wheelbase and wide track to achieve the ideal 1.55 “golden ratio” and, as a result, provides exceptional agility and stability at the limit.

Allied to a front-engined, rear-wheel drive layout to realise a perfect 50:50 front/rear weight distribution, and with a low centre of gravity, the Toyota GR Supra delivers an exciting blend of power, agility and precision handling.



The golden ratio

The best balance between agility and stability is achieved when a car's wheelbase length and tread width ratio is between 1.5 and 1.6. The Toyota GR Supra achieves the ideal 1.55 “golden ratio”, which, when combined with a low centre of gravity and light weight, provides exceptional control and response at the limit.



All in the balance

Thanks to a short wheelbase and a traditional front-engined, rear-wheel drive layout, the Toyota GR Supra achieves the perfect 50:50 front-to-rear weight distribution, so you can enjoy neutral handling and seemingly limitless grip.







Focus on what matters

Premium grade is equipped with a Head Up Display (HUD), complementing the driver's instrument panel. The Toyota GR Supra's HUD* displays speed, safety features and navigation information clearly in your eyeline, minimising any potential distractions.

* Image shows A90 Special Edition.



Modes to suit your mood

Switch between the Toyota GR Supra's two driving modes and feel engine, transmission, damping, steering and differential performance all adjust to suit your preferred driving style. For greater control, engage "Track" to reduce the level of intervention from the Vehicle Stability System.

DRIVER-CENTRIC COCKPIT

Influenced by the layout of single-seater racing cars, the cockpit of the new Toyota GR Supra puts you at the centre of the action. Located around the purposeful, 3-spoke steering wheel, a Head Up Display* and digital combi-meter combine to give you all the information you need, when you need it most.

The Toyota GR Supra's 8.8" central multimedia system provides access to navigation, Toyota Supra Connect, music and hands-free calls, so you can concentrate on the art of driving.

TAKE COMFORT IN THE CONTROL

With its asymmetric centre console, racing-inspired seats and premium technology, the new Toyota GR Supra offers the ultimate blend of GT comfort when you want it, and sports car control when you need it. Its power-adjustable leather seats incorporate heating and memory functions, while adjustable side bolsters and thoughtful console knee pads provide comfort and support when you're having fun on the corners.

For added convenience, the Toyota GR Supra's dual-zone climate control includes memory-touch switches for each operation, while the 8.8" central multimedia display can be operated as a touch screen, or by using a rotary controller.



A moment to relax

For moments when you want to settle back and relax, the new Toyota GR Supra is equipped with a 10-speaker audio system including Bluetooth® and USB port connections. Premium grade builds on this with a 12-speaker JBL premium sound system and wireless mobile phone charger.



A supportive seat

The driver's seat in the Toyota GR Supra incorporates adjustable side bolsters to keep you upright when corner speeds increase.







Pre-Collision System with Pedestrian and Cyclist Detection

The system, with Cyclist and Night-time Pedestrian Detection, combines a camera with radar technology to detect cyclists and other vehicles on the road, while also detecting pedestrians in low light. When the possibility of a collision is sensed, audio and visual warnings are triggered. If the driver doesn't react, or the brakes aren't applied with enough pressure, the system will step in to avoid a collision.



Lane Departure Alert with Steering Control

Using a camera to detect the lane markings in the road ahead, Toyota Safety Sense's Lane Departure Alert will give the driver audible and visual warnings if the vehicle starts to deviate from its lane without the turn indicator being applied. Steering Control applies corrective force in the case of unintentional lane departure.

A FORCE IN SAFETY

When a sports car can perform at this level, safety is paramount. That's why the Toyota GR Supra is equipped with Toyota Supra Safety+, a suite of technologies that includes Blind Spot Monitor, Lane Departure Alert with Steering Control and Adaptive Cruise Control with Stop and Go. A tyre pressure monitoring system (TPMS), temperature alarm and an E-call function that alerts the emergency services in the event of a serious accident add to a sense of all-round confidence, no matter what the situation.

In the city, you can rely on pedestrian and cyclist detection, plus intelligent parking sensors with automatic braking, to keep you and others out of harm's way.

ACTIVE TALENT, PREMIUM PERFORMER

The Toyota GR Supra Premium is for drivers who want high-end comfort to match their car's high performance. With black leather upholstery, a 12-speaker JBL premium sound system, driver's Head Up Display and storage and lighting packs, it's fully equipped and ready to entertain.

GR main features

- 19" black & silver forged alloys (5-double-spoke)
- Drive mode selector
- Adaptive Variable Suspension (AVS)
- Active Sports differential
- Red sports front brake pads
- Automatic headlamp levelling
- Blind Spot Monitor (BSM)
- Adaptive Cruise Control with Full Stop & Start Functionality
- Rear Cross Traffic Alert (RCTA)
- Black Alcantara®
- Navigation system
- 10 speakers
- Toyota Supra Connect
- Paddle shifts
- Front sports seats
- Memory function on driver seat
- Heated driver & passenger seats
- 8.8" screen for information display





GR Premium main features (additional to GR)

- Black leather
- 12 speakers
- JBL premium sound system
- Door courtesy lamp
- Wireless mobile phone charger
- Head Up Display
- Luggage holding net



90 OPPORTUNITIES

Limited to just 90 units, the A90 Edition is a celebration of Toyota Supra's heritage. Finished in Matt Storm Grey paint with 19" matt black forged alloy wheels and red leather upholstery, the exclusive A90 Edition is as thrilling to look at as it is to drive.

An unforgettable finish

Dramatic, sophisticated and sleek, the A90 Edition's exclusive Matt Storm Grey paint makes an unforgettable impression.



Forged for the corners

To aid handling, the A90 Edition's stunning 19" matt black alloy wheels are forged for strength and lightness.



A90 main features (additional to GR Premium)

- Exclusively available in Matt Storm Grey (C3A) body colour
- 19" matt black forged alloys (5-double-spoke)
- Red leather



PERFORMANCE ART

The Toyota GR Supra's "Condensed Extreme" design will turn heads whichever colour you choose. With a choice of eight exterior finishes, from a traditional sports car hue such as Prominence Red to the powerful-looking Ice Grey, your look is sure to impress.



D03 Ice Grey*



D07 Deep Blue*



D05 Prominence Red



D01 White*



D04 Black*



D02 Silver*



D06 Lightning Yellow*

* Metallic paint.





SPORTY AND SOPHISTICATED

You'll instantly feel the Toyota GR Supra's competition DNA, inside and out. Its racing-inspired sports seats can be wrapped in either sporty Alcantara®, luxurious leather or striking red leather and Alcantara®. Completing the purposeful look are wheel-arch-filling, 19" forged alloys in polished and matt black finishes.

Red leather
Standard on A90



Black Alcantara®
Standard on GR



Black leather
Standard on GR Premium



**19" matt black forged alloy wheels
(5-double-spoke)**
Standard on A90



**19" black and silver forged alloy wheels
(5-double-spoke)**
Standard on GR and GR Premium



SPECIFICATIONS

ENVIRONMENTAL PERFORMANCE

3.0 Turbo Petrol (340 hp) Petrol Automatic (8 speed)

Fuel tank capacity (litres)	52
Exhaust emissions EC Regulations (Update)	EU 2018/1832 DG
Euro class	Euro 6
Carbon monoxide, CO (mg/km)	76.7
Hydrocarbons, THC (mg/km)	12.6
Nitrogen Oxides, NOx (mg/km)	9.3
Sound level drive by (dB(A))	68
Fuel tank capacity (l)	52
Fuel Combined (l/100 km)	8.2
Fuel Low (l/100 km)	11.5
Fuel Medium (l/100 km)	7.9
Fuel High (l/100 km)	7.2
Fuel Extra High (l/100 km)	8.1
CO ₂ Combined WLTP (g/km)	188
CO ₂ Low (g/km)	262
CO ₂ Medium (g/km)	181
CO ₂ High (g/km)	163
CO ₂ Extra High (g/km)	185

The fuel consumption and CO₂ values are measured in a controlled environment on a representative production model, in accordance with the requirements of the new WLTP European Regulation EC 2017/1151 and its applicable amendments. For each individual vehicle configuration, the final fuel consumption and CO₂ values may be calculated based on the ordered optional equipment. The fuel consumption and CO₂ values of your vehicle may vary from those measured or calculated values, as driving behaviour as well as other factors (such as road conditions, traffic, vehicle condition, tyre pressure, load, number of passengers, etc.) have an influence on a car's fuel consumption and CO₂ emissions. For more information regarding the new WLTP test method, please visit: www.toyota.ie

ENGINE**3.0 Turbo Petrol (340 hp)
Petrol Automatic (8 speed)**

Number of cylinders	6, in line
Fuel system	Direct injection
Displacement (cc)	2998
Bore x stroke (mm x mm)	82 x 94.6
Compression ratio	11.0:1
Maximum power output (kW/rpm)	250/6500
Maximum torque (Nm/rpm)	500/1600–4500

TRANSMISSION**3.0 Turbo Petrol (340 hp)
Petrol Automatic (8 speed)**

Transmission type	Automatic
-------------------	-----------

PERFORMANCE**3.0 Turbo Petrol (340 hp)
Petrol Automatic (8 speed)**

Maximum speed (km/h)	250
0–100 km/h (secs)	4.3

WEIGHTS**3.0 Turbo Petrol (340 hp)
Petrol Automatic (8 speed)**

Kerb weight (kg)	1390–1570
Gross vehicle weight (kg)	1815

SUSPENSION**3.0 Turbo Petrol (340 hp)
Petrol Automatic (8 speed)**

Front	MacPherson strut
Rear	Multi-link

BRAKES**3.0 Turbo Petrol (340 hp)
Petrol Automatic (8 speed)**

Front	Ventilated disc
Rear	Ventilated disc

SPECIFICATIONS

**3.0 Turbo Petrol (340 hp)
Petrol Automatic (8 speed)**

TYRES & WHEELS	
Wheel size	255/35 ZR19 96 Y XL
EXTERIOR DIMENSIONS	
Coupe	
Number of doors	2
Exterior length (mm)	4379
Exterior height (mm)	1294
Exterior width (mm)	1854
Wheelbase (mm)	2470
Front tread (mm)	1594
Rear tread (mm)	1589
Front overhang (mm)	958
Rear overhang (mm)	951


STEERING

Minimum turning radius (m)	Coupe10.4
----------------------------	-----------

WHEELS

	GR	GR Premium
19" black & silver forged alloys (5-double-spoke)	●	●
Tyre repair kit	●	●

● = Standard



EQUIPMENT

INTERIOR COMFORT	GR	GR Premium
Dual-zone climate control	●	●
Push-button start	●	●
Manual tilt steering wheel	●	●
Manual telescopic steering wheel	●	●
Digital speedometer	●	●
Digital tachometer	●	●
Variable Gear Ratio System (VGRS) power steering	●	●
Paddle shifts	●	●
Electrochromatic rear-view mirror	●	●
Dynamic guide lines on rear-view camera display	●	●
Front sports seats	●	●
Power-sliding driver seat	●	●
Power-reclining driver seat	●	●
Height-adjustable driver seat	●	●
Power-adjustable lumbar support on driver seat	●	●
Memory function on driver seat	●	●
Power-tilting cushion on driver seat	●	●
Time adjustment on intermittent wiper	●	●
Centre room lamp	●	●
Boot lamp	●	●
Door courtesy lamp	—	●
Lamp on driver sun visor	●	●
Lamp on passenger sun visor	●	●
Mirror on driver sun visor	●	●
Mirror on passenger sun visor	●	●
Front 12V power outlet	●	●
Boot 12V power outlet	—	●

INTERIOR COMFORT	GR	GR Premium
Wireless mobile phone charger	—	●
Power door locks	●	●
Speed-detecting automatic door locks	●	●
Head Up Display	—	●
Gear Shift Indicator (GSI)	●	●
Audio switches on steering wheel	●	●
Information display switches on steering wheel	●	●
Telephone switch on steering wheel	●	●
Voice recognition switch on steering wheel	●	●
Adaptive Cruise Control switch on steering wheel	●	●
Speed Limiter switch on steering wheel	●	●
Adjustable Speed Limiter (ASL) switch on steering wheel	●	●
Rear-view camera display	●	●
Foot lamp	—	●
8.8" screen for information display	●	●
Speed limiter information	●	●
Power-sliding passenger seat	●	●
Power-reclining passenger seat	●	●
Height-adjustable passenger seat	●	●
Power-adjustable lumbar support on passenger seat	●	●
Heated driver & passenger seats	●	●
Driver & passenger personal lamps	●	●

STORAGE	GR	GR Premium
Glovebox lamp	—	●
Front cup holders	●	●

STORAGE

	GR	GR Premium
Driver & passenger seatback pockets	●	●
Luggage holding net	—	●
Hooks for luggage holding net	—	●

MULTIMEDIA

	GR	GR Premium
8.8" multimedia display	●	●
Navigation system	●	●
Bluetooth® hands-free system	●	●
Digital Audio Broadcasting (DAB)	●	●
10 speakers	●	—
12 speakers	—	●
JBL premium sound system	—	●
1.5 amp USB connector	●	—
2.1 amp USB connector	—	●

SAFETY

	GR	GR Premium
Supplemental Restraint System (SRS) airbags – 7 airbags	●	●
Front seat belt reminder	●	●
Front parking sensors	●	●
Rear parking sensors	●	●
Rear-view camera	●	●
Pre-Collision System with Pedestrian and Cyclist Detection	●	●
Lane Departure Alert with Steering Control	●	●
Road Sign Assist	●	●
Adaptive Automatic High Beam	●	●
Intelligent Adaptive Cruise Control	●	●
Turning signal integrated in door mirrors	●	●
Blind Spot Monitor (BSM)	●	●
Daytime running lights (LED type)	●	●

SAFETY

	GR	GR Premium
Immobiliser	●	●
Tilt detection sensors	●	●
High-mounted stop lamp (LED type)	●	●
Rear Cross Traffic Alert (RCTA)	●	●
Traction Control (TRC)	●	●
eCall emergency call system	●	●
Tyre Pressure Monitoring System (TPMS)	●	●
Turning signal (LED type)	●	●
Red sports front brake pads	●	●
Cornering lights	●	●
Automatic headlamp levelling	●	●
Emergency Brake-light Signal (EBS)	●	●
Vehicle Stability Control (VSC)	●	●
Bi-beam LED headlamps	●	●
Adaptive Cruise Control with Full Stop & Start functionality	●	●
Intrusion sensor	●	●
Red sports rear brake pads	●	●
Wheel lock nuts	●	●
Rear-end Collision Warning	●	●
Large front brakes	●	●

PERFORMANCE, TRANSPORT & PROTECTION

	GR	GR Premium
Stop & Start System	●	●
Drive Mode Selector	●	●
Dual exhaust pipes	●	●
Adaptive Variable Suspension (AVS)	●	●
Active Sports differential	●	●

● = Standard — = Not available



FOR THE FEELING

WWW.TOYOTA.IE

To the best of our knowledge, all information in this brochure is correct at the time of going to print. Details of specifications and equipment provided in this brochure are subject to local conditions and requirements and may, therefore, vary from models available in your area. Please enquire with your local dealer for details on your local specifications and equipment.

- Vehicle body colours may differ slightly from the printed photographs in this brochure.
- Toyota Ireland reserves the right to alter any details of specifications and equipment without prior notice.
- © 2019 by Toyota Ireland.
- No part of this publication may in any way be reproduced without the prior written approval of Toyota Ireland.