



HILUX

BORN TO ROAM YOU CAN IN A HILUX



CONTENTS

4	Engine & Drive
6	Design
8	Quality, Durability & Reliability
10	CV Capabilities
12	Interior
14	Technology
16	Safety

18	Grades
24	Accessories
28	Colours
30	Wheels & Trims
32	Specifications
48	Environment
50	Peace of Mind
52	Toyota Professional
54	Dakar Rally

FOR MORE THAN HALF A CENTURY HILUX HAS UNRELENTINGLY POWERED PEOPLE TO THE MOST REMOTE LOCATIONS ON THE PLANET, TACKLING EVERY KIND OF TERRAIN, OVERCOMING ANY KIND OF OBSTACLE. THE NEW HILUX BRINGS MORE POWER AND EVEN TOUGHER DESIGN TO THIS LEGENDARY VEHICLE. TESTED TO THE EXTREME, IT'S INVINCIBLE BY NAME AND INVINCIBLE BY NATURE. HILUX, THE WORLD'S TOUGHEST ICON, SINCE 1968.

DISCOVER THE WORLD'S BEST-SELLING PICK-UP.
THE NEW TOYOTA HILUX



**MORE LEISURE?
MORE BUSINESS**

The 2.8 litre D-4D diesel engine maximises power and fuel efficiency while significantly reducing noise levels. This produces maximum torque across a greater speed range paired with unprecedented acceleration performance.

DIESEL

2.4L DIESEL (150) 6-SPEED MANUAL

Power 150 bhp

Fuel consumption*

9.4–9.7 l/100 km

CO₂ emissions* 246–255 g/km

Acceleration

0–100 km/h 13.2 seconds

Available on DLX, SR5

DIESEL

2.8L DIESEL (204) 6-SPEED MANUAL

Power 204 bhp

Fuel consumption*

8.5 l/100 km

CO₂ emissions* 223 g/km

Acceleration

0–100 km/h 10.1 seconds

Available on SR5

DIESEL

2.8L DIESEL (204) 6-SPEED AUTOMATIC

Power 204 bhp

Fuel consumption*

9.3–9.5 l/100 km

CO₂ emissions* 245–248 g/km

Acceleration

0–100 km/h 10.7 seconds

Available on SR5, Invincible

* Combined cycle using WLTP data.

Wherever your journey, Hilux will take you there. With a range of powerful, efficient engines and the ability to tow up to 3.5 tonnes, it has the capacity to move mountains. A new 2.8 litre diesel engine, producing 204 DIN hp and up to 500 Nm of torque, joins the line-up. Capable of 0–100 km/h in just 10.1 seconds, it's the most powerful Hilux ever, and with power that's delivered low down the rev range, you have the torque just when you need it. Add to that more comfortable suspension, the availability of Trailer Sway Control and an advanced variable-flow power steering system and you'll appreciate how Hilux delivers superb towing ability together with new levels of refinement.

Figures displayed are for Hilux tested under the new WLTP (World harmonised Light Vehicle Test Procedure) test cycle.




MORE POWER, MORE TORQUE. MORE FUN

Did you know... British TV show Top Gear tried to 'destroy' a 1988 Hilux with 300,000 km on the clock. Despite washing it out to sea, hitting it with a wrecking ball, dropping a caravan on top of it and setting it alight, after a short repair with basic tools it could still be driven away.

With a bold new look Hilux stands out from the crowd. Its muscular stance conveys a sense of power, whilst the strong front and rear bumpers and tough body mouldings protect its rugged bodywork from damage. Check out the stunning new light designs and the range of robust wheel designs that further enhance its tough good looks. Want to take it to the max? Look no further than the Invincible model, with a unique and striking design ... it's the ultimate statement of Hilux power and style.

BUILT FOR GREATNESS. DESIGNED FOR PLEASURE

Did you know... Owning a 1985, jet black, 4x4 SR5 Xtracab Hilux was the dream of Marty McFly, played by Michael J Fox, in the box-office hit Back to the Future. But before he gets a chance to drive the truck, McFly is propelled back to 1955 where he meets his teenage parents-to-be.





**GREAT DESIGN
IN ANY TERRAIN**



**TOUGH, DURABLE,
RELIABLE?
UNQUESTIONABLE**

Because Hilux is engineered and tested to operate in the world's most extreme environments, you can rely on the legendary quality, durability and reliability that's baked into every new vehicle. With a super strong body frame, 700 mm of ground clearance and exceptional wheel articulation even the toughest terrain can be tackled with confidence. Rigorous testing, and unique component design, honed over half a century, has resulted in a unique vehicle. Designed, engineered and built like no other pick-up.



TAKE YOUR PASSIONS TO NEW TERRITORIES AND BEYOND

Did you know... The Killin Mountain Rescue Team in Scotland depend on Hilux 4x4 pick-ups to transport rescue teams and equipment into the most dangerous, remote and inhospitable areas of the mountains. When lives are at stake, the go-anywhere capabilities of Hilux become lifesavers.

There's good reason to feel confident in a new Hilux. Hill start Assist Control*(HAC) and Active Traction Control*(A-TRC) make the smoothest take-off simple, whilst its huge capacity to carry and tow means nothing gets left behind. So, whether you're climbing or descending the piste (did we mention Hilux has Downhill Assist Control?) when you're in new Hilux you can be sure you are in the very safest of hands.

* Standard from SR5 grade.

3.5T TOWING* CAPACITY AND 1 TONNE PAYLOAD: LEAVE NOTHING BEHIND

Did you know... During last year's cold snap in the North of England, a Hilux rescued a stranded articulated lorry that had become stuck on an icy stretch of road as they attempted to deliver food to a large supermarket.



* Up to 3.5 tonnes.

NO SKI LIFT?
NO PROBLEM





**YOUR SPACE
YOUR WORLD**



Tough on the outside, comfortable on the inside, the interior of the new Hilux takes you to new levels of refinement and style. Durable materials and striking finishes look as good as they feel. The Double Cab Invincible elevates levels still further with dual-tone perforated leather seats delivering unrelenting comfort no matter how extreme the terrain you choose to tackle, and unique ambient lighting that bathes the cabin with soft blue light. As tough as it is comfortable, Hilux takes care of you, so you can take care of business.

MISSION CONTROL? LIFE MADE EASY





Being tough doesn't mean you can't be clever, which is why Hilux offers you a range of innovative technologies that are designed to make life easier. The 8" tablet-style Toyota Touch® 2* screen features a host of multimedia features that put you in control of Bluetooth® audio streaming and hands-free calling. There's also Smartphone Integration* via Apple CarPlay™ and Android Auto™. The new full colour combimeter displays everything from tyre angles to parking sensor[§] information, all accessible via handy steering wheel controls. There's even a rear-view camera* so you can avoid any nasty surprises when reversing. Hilux, because when you are on a mission you need to be in control.

* Standard from SR5 grade.

§ Standard on Invincible grade.



INTUITIVE TECHNOLOGY DESIGNED AROUND YOU

Did you know... An expedition to the most northern spot of Russia is a trip that tests the strength of any team. But with the help of two Toyota Hilux, a team succeeded in covering more than 1,000 km of extreme driving conditions through polar nights.

PEACE OF MIND? COMES AS STANDARD

An aerial, top-down view of a dark asphalt road that curves through a dense, green forest. Two cars are visible on the road: a dark-colored car in the upper curve and a light-colored car in the lower curve. The road is flanked by thick trees, and the overall scene is captured in a high-angle, slightly dimly lit setting.

Toyota Safety Sense includes advanced active safety systems for an even safer and more relaxed drive. At its heart are active technologies that can assist the driver.

Lane Departure Alert helps to keep you on course by providing an audio and visual warning if the vehicle starts to drift from its lane marking without use of the turning signal. Steering Control applies corrective force in the event of unintentional lane departure.

Intelligent Cruise Control, which includes Adaptive Cruise Control combined with Road Sign Assist, automatically keeps the car at a pre-selected speed and warns the driver if the speed limit changes.

Trailer Sway Control (TSC), suppresses any sway caused by wind, bumpy roads or steering etc. whenever you are towing. With sensors detecting yaw, acceleration and steering, TSC uses deceleration control and yaw moment to limit sway.



Because your safety is our priority, Hilux is fitted with an advanced safety system, Toyota Safety Sense. Using both camera and laser technology, Toyota Safety Sense combines a range of active technologies including Pre-Collision System with Pedestrian and Cyclist Detection, Intelligent Adaptive Cruise Control and Lane Departure Alert with Brake Induced Steering, whilst Trailer Sway Control always keeps loads in line and under control. With the reassurance of seven airbags, an immensely strong body-on-frame construction and the extensive use of high tensile steel throughout, the new Hilux keeps you protected whatever the adventure.



YOU CAN'T PREDICT THE UNEXPECTED, BUT YOU CAN PREPARE

Did you know... A windmill mechanic in Australia has clocked up more than half a million kilometres in his 1983-model Hilux. His 'territory' is more than 100,000 square kilometres of rural Queensland and he estimates there are seven to eight thousand windmills to service.



HILUX GRADES





DLX GRADE MAIN FEATURES

Main features

- Available in 2.4 Manual
- Available in Single Cab and Double Cab
- Toyota Safety Sense 2
 - Pre-Collision System with Pedestrian day & night-time detection and Cyclist daytime detection
 - Road Sign Assist (RSA)
 - Intelligent Adaptive Cruise Control
 - Adaptive Cruise Control (high range)
 - Lane Departure Alert with Brake Induced Steering
- 17" steel wheels
- Halogen headlamps
- Daytime Running Lights
- Manual air-conditioning
- Power, heated door mirrors
- AM/FM Bluetooth® radio with CD player
- 2 speakers (Single Cab)
- 4 speakers (Double Cab)
- Trailer Sway Control (TSC)
- Hill-start Assist Control (HAC)
- Black fabric with oval pattern

**THE TOUGHEST
JOBS DEMAND THE
TOUGHEST TOOLS.**
100% HILUX,
100% TOUGH

Available in Single Cab and Double Cab





**TOUGHER BY DESIGN,
EQUIPPED BY DESIRE.
HARD WORK
DESERVES REWARD**



SR5 GRADE MAIN FEATURES

Main features (additional to DLX)

- Available in 2.4 Manual, 2.8 Manual and 2.8 Automatic
- Available in Double Cab only
- 17" dark grey alloy wheels
- 8" Toyota Touch multimedia system
- Apple CarPlay™ / Android Auto™
- Multimedia switches on steering wheel
- Digital Audio Broadcast (DAB)
- Rear-view camera
- LED front fog lights
- Climate control
- Power retractable, heated door mirrors
- Rear privacy glass
- Side steps
- 6 speakers
- Black fabric with vertical pattern
- Downhill Assist Control (DAC)
- Active Traction Control (A-TRC)
- Limited Slip Differential (LSD)
- Heated front seats (2.8l only)
- Front wiper de-icer (2.8l only)

INVINCIBLE MAIN FEATURES

Main features (additional to SR5)

- Available in 2.8 Automatic only
- Available in Double Cab only
- 18" black alloy wheels
- Dual-tone perforated leather seats
- Heated front seats
- Driver power-adjustable seat
- LED headlamps
- LED Daytime Running Lights
- Front & rear parking sensors
- Satellite Navigation
- Smart entry
- Blue ambient lighting on front doors





**INVINCIBLE BY NAME,
INVINCIBLE BY NATURE.
THE ULTIMATE STATEMENT
OF POWER AND STYLE**

ADDED ATTITUDE



OFF ROAD/STYLE PACK*

Complete front guard: The front guard with integrated underguard emboldens your car with a tough sturdy look.

Bumper protector: Add more stance with these colour-fading-resistant hard plastic guards. They protect against accidental impacts, keeping your Hilux looking as striking as ever.

Black aluminium roll cover: The lockable, weather-proof aluminium roll-top cover protects the deck contents.

Black High Over Bar: Rugged, solid, confident.

Side bar with steps: The distinctive tubular stainless steel bars with steps grab attention and protect the side panels against minor impacts.



* Available as accessories from your local Toyota dealer.

PROTECTION PACK*

Front underrun: Emboldens your car with a tough and sturdy look.

Bumper protector (silver insert): Add more stance with these colour-fading-resistant hard plastic guards. They protect against accidental impacts, keeping your Hilux looking as striking as ever.

Side mouldings (cladding): Protect your Hilux exterior with these tough plastic claddings that both enhance its visual appeal and fend off scratches and scuffs.

Side bars with steps (stainless steel): The distinctive tubular stainless steel bars with steps grab attention and protect the side panels against minor impacts.

Silver aluminium roll cover: The lockable, weather-proof aluminium roll-top cover protects the deck contents.

Stainless steel High Over Bar: The stainless steel High Over Bar is fixed just behind the cab to create a superb utility device. It also adds that extra touch of design to your vehicle.



GENUINE TOYOTA
ACCESSORIES
FOR A MORE STRIKING
AND READY-FOR-
ANYTHING HILUX

SILVER/CHROME PACK*

Headlamp chrome bezel and rear lamp chrome bezel: Customise your vehicle with a touch of chrome, enhancing its looks. Carefully designed to integrate with the contours of your car.

Chrome foglamp surround: Complements your car's front foglamps and bumper with a stylish chrome detail.

Chrome front bumper garnish: Chrome elements on the front bumper emphasise the poised Hilux styling.

Flat side steps (aluminium): Aluminium side steps with a non-slip surface for easy access to the cab and deck.

High Over Bar: Stainless steel design for a powerful, rugged appeal.

Utility box: Side-mounted on the deck, the storage box can be accessed easily. It's lockable and protects contents against water, mud and sand.

Double Cab inner bedliner and tail gate bedliner: Precision-moulded for maximum load space: high-density polyethylene protects the deck bed, side and tailgate panels.



* Available as accessories from your local Toyota dealer.



**LOOKING YOUR
BEST, AT ALL TIMES;
THE HILUX ALWAYS
MEANS BUSINESS**

TRANSPORT PACK*

Leisure Hardtop with roof rails: Weather-resistant and incredibly practical, the hardtop creates a solid, seamless look. Uniquely designed for the Hilux, it has roof rails, lockable hinged and tinted windows and interior LED lights.

Crossbars for Hardtop or Cabin: Toyota crossbars are purpose-designed to install on the Hilux Hardtop or Cabin and so add an extra dimension of carrying capacity to your vehicle. They are aerodynamic, made of aluminium, fully lockable and very easy to fit. The crossbars incorporate a quick attachment concept that enables you to combine them with a wide range of optional attachments.

Flanged towing hitch: With its 3200 kg capacity, a Toyota towing hitch gives you plenty of load-carrying flexibility.





4R8 Orange Spice⁸

**TOUGH
NEVER LOOKED
SO GOOD**



040 Pure White



218 Attitude Black^o



070 Pearl White^{*§}



3T6 Crimson Spark Red^o



1D6 Silver Metallic^o



6X1 Oxide Bronze^o



1G3 Ash Grey^o



8X2 Nebula Blue^o

* Pearlescent paint.

§ Not available on single cab.

^o Metallic paint.



READY TO GO ANYWHERE WHEELS & TRIMS

- 1. 17" silver steel wheels**
Standard on DLX Single Cab
- 2. 17" black steel wheels**
Standard on DLX Double Cab
- 3. 17" dark grey alloy wheels (6-spoke)**
Standard on SR5
- 4. 18" black alloy wheels (5-spoke)**
Standard on Invincible



1.

2.

3.

- 1. Black fabric with oval pattern (FC20)**
Standard on DLX
- 2. Black fabric with vertical pattern (FE20)**
Standard on SR5
- 3. Dual-tone perforated leather (LE21)**
Standard on Invincible

SPECIFICATIONS

ENVIRONMENTAL PERFORMANCE	Diesel	Diesel	Diesel
	2.4L Diesel (150 hp) 6-Speed Manual	2.8L Diesel (204 hp) 6-Speed Manual	2.8L Diesel (204 hp) 6-Speed Automatic
Exhaust Emissions EC Regulations (Update)	2018/1832AO	2018/1832AO	2018/1832AO
Euro class	EURO 6 AO	EURO 6 AO	EURO 6 AO
Carbon monoxide, CO (mg/km)	42.2* / 71.9	24.7	27
Nitrogen Oxides, NOx (mg/km)	49.7* / 56.6	46.8	31.4
Hydrocarbons, THC & Nitrogen Oxides, NOx (mg/km)	54.9* / 62.2	49.1	32.9
Sound level drive by (dB(A))	72.0	71.0	71.0
Fuel tank capacity (l)	80	80	80
Fuel Combined WLTP (l/100 km)	9.4-9.7	8.5	9.3-9.5
Fuel Low (l/100 km)	10.6	9.7	11.3
Fuel Medium (l/100 km)	8.8-9.0	8.0	9.1-9.2
Fuel High (l/100 km)	8.2-8.5	7.4	8.2-8.3
Fuel Extra High (l/100 km)	10.3-10.9	9.3	9.8-9.9
CO ₂ Combined WLTP (g/km)	246-255	223	245-248
CO ₂ Low (g/km)	277-280	254	296-297
CO ₂ Medium (g/km)	231-236	210	240-242
CO ₂ High (g/km)	215-223	193	214-217
CO ₂ Extra High (g/km)	269-286	244	256-260

The fuel consumption and CO₂ values are measured in a controlled environment on a representative production model, in accordance with the requirements of the new WLTP European Regulation EC 2017/1151 and its applicable amendments. For each individual vehicle configuration, the final fuel consumption and CO₂ values may be calculated based on the ordered optional equipment. The fuel consumption and CO₂ values of your vehicle may vary from those measured or calculated values, as driving behaviour as well as other factors (such as road conditions, traffic, vehicle condition, tyre pressure, load, number of passengers, etc.) have an influence on a car's fuel consumption and CO₂ emissions. For more information regarding the new WLTP test method, please visit: <https://www.toyota-europe.com/world-of-toyota/feel/environment/worldwide-harmonized-light>

* Single Cab.

Diesel
Diesel
Diesel
ENGINE
2.4L Diesel (150 hp) 6-Speed Manual
2.8L Diesel (204 hp) 6-Speed Manual
2.8L Diesel (204 hp) 6-Speed Automatic

Number of cylinders	4 cylinder, in line	4 cylinder, in line	4 cylinder, in line
Valve mechanism	DOHC 16-Valve	DOHC 16-Valve	DOHC 16-Valve
Fuel system	Fuel injection w/ common rail	Fuel injection	Fuel injection
Displacement (cc)	2393	2755	2755
Bore x stroke (mm x mm)	92 x 90	92 x 103.6	92 x 103.6
Compression ratio	15.6:1	15.6:1	15.6:1
Maximum power output (kW/rpm)	110 / 3400	150 / 3400	150 / 3000
Maximum output (bhp)	150	204	204
Maximum torque (Nm/rpm)	400 / 1600-2000	420 / 1400-3400	500 / 1600-2800

TRANSMISSION

Transmission type	Manual	Manual	Automatic
-------------------	--------	--------	-----------

PERFORMANCE

Maximum speed (km/h)	170	175	175
0-100 km/h (secs)	13.2	10.1	10.7

SUSPENSION

Front	Double wishbone	Double wishbone	Double wishbone
Rear	Leaf spring rigid axle	Leaf spring rigid axle	Leaf spring rigid axle

BRAKES

Front	Ventilated disc 4-cylinder	Ventilated disc 4-cylinder	Ventilated disc 4-cylinder
Rear	Drum	Drum	Drum

SPECIFICATIONS

WEIGHTS & TOWING CAPACITY

Diesel

2.4L Diesel (150 hp) 6-Speed Manual

Diesel

2.8L Diesel (204 hp) 6-Speed Manual

Diesel

2.8L Diesel (204 hp) 6-Speed Automatic

Kerb weight (kg)	1975-2130* / 2105-2300 [§] / 2110-2325 [°]	2120-2335	2125-2340
Gross vehicle weight (kg)	3080* / 3210	3210	3210
Towing capacity with brakes (kg)	3500	3500	3500
Towing capacity without brakes (kg)	750	750	750
Payload (kg)	1025* / 1030	1015	1010

EXTERIOR DIMENSIONS

Single Cab

Double Cab

Exterior length (mm)	5325	5325
Exterior height (mm)	1795	1815
Exterior width (mm)	1800	1855 / 1900**
Wheelbase (mm)	3085	3085
Front tread (mm)	1500	1540
Rear tread (mm)	1510	1550
Front overhang (mm)	990	985
Rear overhang (mm)	1255	1255

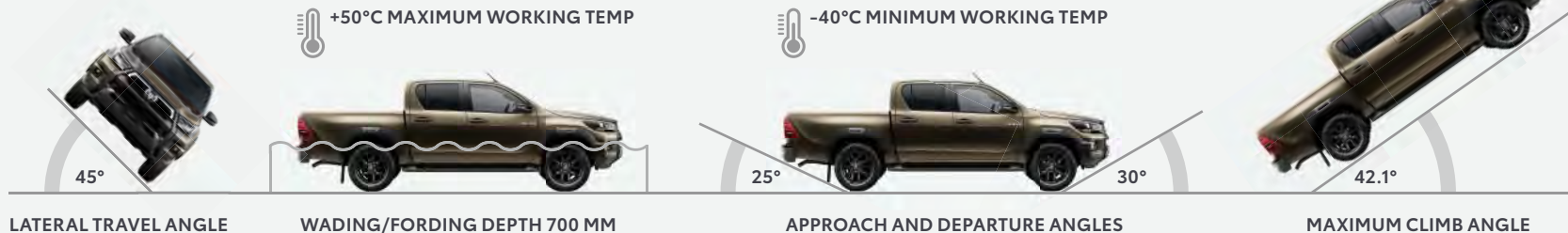
* Single Cab.

[§] DLX Double Cab

[°] SR5.

** Invincible.

LEGENDARY CAPABILITIES



LOAD VOLUME

Single Cab

Double Cab

Deck length (mm)	2315	1525
Deck width (mm)	1575	1540

STEERING

Single Cab

Double Cab

Minimum turning radius (m)	6.3	6.4
----------------------------	-----	-----

WHEELS

DLX

SR5

Invincible

17" black steel wheels	●*	–	–
17" silver steel wheels	● [§]	–	–
17" dark grey alloy wheels (6-spoke)	–	●	–
18" black alloy wheels (5-spoke)	–	–	●
Full-size spare steel wheel	●	●	–
Full-size spare alloy wheel	–	–	●

* Double Cab.

[§] Single Cab.



1500*/1540 mm

1800*/1855/1900 mm



1255 mm

3085 mm

990*/985 mm

5325 mm

1795*/1815 mm



1510*/1550 mm

1800*/1855/1900 mm

* Single Cab.

[§] Double Cab.

● = Standard

– = Not Available

EQUIPMENT

EXTERIOR STYLING	DLX	SR5	Invincible
Chrome insert on upper front grille	–	–	●
Black surround on upper front grille	●*	–	–
Chrome surround on upper front grille	–	●	–
Black front bumper	●*	–	–
Body-coloured front bumper	● [§]	●	●
Black front spoiler	● [§]	●	●
Chrome rear bumper	–	●	–
Black tailgate release handle	● [§]	–	–
Chrome tailgate release handle	–	●	–
Black door mirrors	●	–	–
Chrome door mirrors	–	●	–
Black door handles	●	–	–
Chrome door handles	–	●	–
Chrome door belt moulding	–	●	–
Privacy glass on rear windows	–	●	●
Black rear pillar design	–	●	●
Black side steps	–	●	●
Short antenna	●	●	●
Narrow front bumper	●*	–	–
Wide front bumper	● [§]	●	–
Black lower front grille	●	–	–
Black painted upper front grill	–	●	–
Dark grey rear bumper	●	–	●
Dark grey upper front grille	–	–	●
Black painted lower front grille	–	●	–
Dark grey painted lower front grille	–	–	●

EXTERIOR STYLING	DLX	SR5	Invincible
Dark grey surround on upper front grille	● [§]	–	●
Dark grey insert in headlamps	–	–	●
Bi-tone dark grey & grey wheel arch moulding	–	–	●
Dark grey front under-run	–	–	●
Dark grey door mirrors	–	–	●
Dark grey door handles	–	–	●
Wide front bumper	–	–	●
Black tailgate release handle	–	–	●
Black upper front grille	●	–	–
Body-coloured rear pillar design	●	–	–

* Single Cab. § Double Cab.

EXTERIOR COMFORT	DLX	SR5	Invincible
Smart Entry & Start System	–	–	●
Follow-me-home headlights	●	●	●
Headlight cut-off reminder	●	●	●
Dusk sensor	●	●	●
Tailgate	●	●	●
Tailgate release with key	●	●	●
Power-adjustable door mirrors	●	●	●
Heated door mirrors	●	●	●
Power-retractable door mirrors	–	●	●
Manually retractable door mirrors	●	–	–
Side steps	–	●	●
Rear step on bumper	●	●	●
Remote door lock	●	●	●

● = Standard – = Not Available

EQUIPMENT

INTERIOR STYLING	DLX	SR5	Invincible
Black upper dashboard	●	●	●
Silver deco line on upper dashboard	●*	–	–
Black insert on dashboard	● ⁵	–	–
4-spoke leather steering wheel	–	●	●
4-spoke urethane steering wheel	●	–	–
Black centre console	●	●	●
Black insert on centre console	●	●	●
Silver surround on multimedia display	–	●	●
Silver surround on multimedia display screen	–	●	●
Chrome insert on centre air vents	●*	●	–
Silver side air vent surrounds	●*	●	–
Chrome insert on side air vents	●*	●	–
Leather gear shift knob	–	●	●
Urethane gear shift knob	●	–	–
Piano black insert on gear shift knob	–	–	●
Silver surround on gear shift console	–	●	–
Piano black surround on gear shift console	–	–	●
Chrome button on handbrake	–	●	●
Leather-like armrest	–	●	●
Silver insert on centre console box	–	●	–
Fabric front door armrests	●	●	–
Leather front door armrests	–	–	●

INTERIOR STYLING	DLX	SR5	Invincible
Black front door armrests	●	●	●
Chrome interior door handles	–	●	●
Ambient lighting on rear doors	–	–	●
Rear armrest	–	●	●
Light blue ambient lighting on front doors	–	–	●
Open tray on passenger dashboard	●	●	●
Chrome surround on air conditioning buttons	–	●	●
Black chrome insert on side air vents	–	–	●
Black insert on centre console box	–	–	●
Silver and chrome insert on dashboard	–	●	–
Silver and black insert on dashboard	●*	–	–
Black deco line on upper dashboard	● [§]	–	–
Silver and chrome deco line on upper dashboard	–	●	–
Black chrome deco line on upper dashboard	–	–	●
Black chrome insert on centre air vents	–	–	●
Matt grey and black chrome insert on dashboard	–	–	●
Urethane handbrake	●	●	●
Black chrome side air vent surrounds	–	–	●
Silver insert on gear shift knob	–	●	–

* Double Cab.

§ Single Cab.

● = Standard

– = Not Available

EQUIPMENT

INTERIOR COMFORT	DLX	SR5	Invincible
Manual air conditioning	●	–	–
Climate control	–	●	●
Push-button start	–	–	●
Manual tilt steering wheel	●	●	●
Manual telescopic steering wheel	●	●	●
Analogue speedometer	●	●	●
Analogue tachometer	●	●	●
Power steering	●	●	●
Variable Flow Control (VFC) power steering	●	●	●
Manual day/night rear-view mirror	●	●	●
Rear-view camera display in audio screen	–	●	●
Static guide lines on rear-view camera display	–	●	●
Pollen air filter	●	●	●
Clean air filter	●	●	●
Power-sliding driver seat	–	–	●
Power-reclining driver seat	–	–	●
Manually height-adjustable driver seat	–	●	–
Power-height-adjustable driver seat	–	–	●
Heated driver & front passenger seats	–	●*	●
Rear door armrests	–	●	●
60:40 split tip-up rear bench	–	●	●
Single tip-up rear bench	● ⁵	–	–
Rear passenger footwell heating	–	●*	●

INTERIOR COMFORT	DLX	SR5	Invincible
Front power windows	●	●	●
Rear power windows	●	●	●
Anti-jam protection on driver window only	●	●	—
Power passenger window lock	●	●	●
Fixed rear window	●	●	●
Shade band on windshield	—	●	●
Front wiper de-icer	—	●*	●
Washer fluid level warning	●	●	●
Rear window defogger	●	●	●
Time adjustment on intermittent wiper	●	●	●
Front room lamp	● [§]	●	●
Centre room lamp	● [§]	●	●
Rear passenger room lamp	● [§]	●	●
Illuminated entry system	●	●	●
Mirror on passenger sun visor	—	●	●
Front 12V power outlet	●	—	—
Front 12V power outlet (2)	—	●	●
Power door lock	●	●	●
Child safety door lock	● [§]	●	●
Key reminder warning	●	●	●
Coloured TFT information displays	●	●	●
4.2" screen for information displays	●	●	●
ECO-driving Indicator	●	●	●

* 2.8 litre. § Double Cab.

● = Standard — = Not Available

EQUIPMENT

INTERIOR COMFORT	DLX	SR5	Invincible
Gear Shift Indicator (GSI)	–	●*	●
Audio switches on steering wheel	●	●	●
Information display switches on steering wheel	●	●	●
Telephone switch on steering wheel	●	●	●
Voice recognition switch on steering wheel	●	●	●
Adaptive Cruise Control switch on steering wheel	●	●	●
Lane Departure Alert switch on steering wheel	●	●	●
Front overhead assist grips	●	●	●
Rear overhead assist grips	● [§]	●	●
Front pillar assist grips	●	●	●
Centre pillar assist grips	● [§]	●	●
Microphone on front personal lamp	●	●	●
Driver & front passenger personal lamps	●	●	●
Multimedia switches on steering wheel	●	●	●
Auto up & down function on 2nd row power windows	–	–	●
Auto up & down function on front power windows	–	–	●
Anti-jam protection on front power windows	–	–	●
Key starting system	●	●	–

* Automatic.

[§] Double Cab.

STORAGE	DLX	SR5	Invincible
Centre console box	●	●	●
Lid on centre console box	●	●	●
Single compartment glovebox	●	●	●
Lockable glovebox	●	●	●
Cooler in upper glovebox	●	●	●
Slow-opening on lower glovebox	—	●	●
Front door pockets	●	●	●
Rear door pockets	●*	●	●
Front bottle holders	●	●	●
Rear bottle holders	●*	●	●
Front cup holders	●	●	●
Rear cup holders	—	●	●
Rear passenger coat hooks (2)	●*	●	●
Ticket holder on driver sun visor	●	●	●
Sunglasses holder	●	●	●
Rear passenger under-bench storage	●*	●	●
Seatback pocket shopping bag hooks	—	●	●
Driver & passenger seatback pockets	●*	●	●
Closed upper passenger dashboard storage compartment	●	●	●

* Double Cab.

● = Standard — = Not Available

EQUIPMENT

MULTIMEDIA	DLX	SR5	Invincible
Satellite navigation	–	–	●
Toyota Touch® 2 multimedia system	–	●	●
Aux-in connector	●	–	–
Bluetooth® hands-free system	●	●	●
Digital Audio Broadcast (DAB)	–	●	●
2 speakers	●*	–	–
4 speakers	● ⁵	–	–
6 speakers	–	●	●
8" multimedia display	–	●	●
Radio and CD player with WMA and MP3	●	–	–
USB connector	●	●	●
Apple CarPlay / Android Auto	–	●	●

SAFETY	DLX	SR5	Invincible
Supplemental Restraint System (SRS) airbags - 7 airbags	●	●	●
ISOFIX seat fixing	●*	●	●
Rear seat belt reminder	●*	●	●
Front seat belt reminder	●	●	●
Rear headrests (3)	●*	●	●
Pre-tensioners and force limiters	●*	●	●
Automatic front passenger airbag on/off-switch	●	●	●
Front passenger airbag detector	●	●	●
Adjustable front driver seat belt extender	●*	●	●

SAFETY	DLX	SR5	Invincible
Adjustable rear headrests	●*	●	●
Cabin-protection deck frame	●	–	–
Front parking sensors	–	–	●
Rear parking sensors	–	–	●
Rear-view camera	–	●	●
Pre-Collision System with Pedestrian and Cyclist Detection	●	●	●
Road Sign Assist	●	●	●
Intelligent Adaptive Cruise Control	●	●	●
Spare wheel carrier under body	●	●	●
Turning signal integrated in door mirrors	●	●	●
Daytime running lights (bulb type)	●	●	–
Daytime running lights (LED type)	–	–	●
Headlamp cleaners	–	●	–
Automatic headlamp levelling	–	–	●
Front foglamps (LED type)	–	●	●
Brake Assist (BA)	●	●	●
Anti-lock Braking System (ABS)	●	●	●
Emergency Brake-light Signal (EBS)	●	●	●
Rear combination lamps (bulb type)	●	●	–
Rear combination lamps (LED type)	–	–	●
Downhill Assist Control (DAC)	–	●	●
Hill-start Assist Control (HAC)	●	●	●
Vehicle Stability Control (VSC)	●	●	●

* Single Cab.

† Double Cab.

● = Standard

– = Not Available

EQUIPMENT

SAFETY	DLX	SR5	Invincible
5-Star Euro NCAP safety rating	●	●	●
Immobiliser	●	●	●
High-mounted stop lamp (LED type)	●	●	●
LED rear brake lights	●	●	●
Traction Control (TRC)	●	●	●
Trailer Sway Control (TSC)	●	●	●
Turning signal (bulb type)	●	●	–
Turning signal (LED type)	–	–	●
Bi-beam LED headlamps	–	–	●
Lane Departure Alert with brake-induced Steering	●	●	●
Rear fog lamps	●	●	●
Multi-reflector halogen headlamps (2 bulb)	●*	–	–
Multi-reflector halogen headlamps (4 bulb)	● ⁵	●	–

PERFORMANCE, TRANSPORT & PROTECTION	DLX	SR5	Invincible
Driver & front passenger floor mats	●	●	●
Stop & Start System	● ⁵	●	●
PTC and Viscous heating system	●	●	●
Diesel Particulate Filter (DPF) button	●	●	●
Cargo deck	●	●	●
Inner load hooks on cargo deck	●	●	●
Outer load hooks on cargo deck	●*	—	—
Under-run protector	●	●	●
AWD switch	●	●	●
Off-road Turn Assist	●	●	●
Steering Angle Display	●	●	●
Rear differential lock	●	●	●

* Single Cab.

⁵ Double Cab.

● = Standard

— = Not Available

TOYOTA
ENVIRONMENTAL
CHALLENGE 2050



EFFICIENCY AND LOW EMISSIONS

At Toyota, we want to go beyond zero environmental impact and leave the world in a better place than we found it. To make that happen, we have set ourselves six challenges to complete by 2050. Each one presents its own difficulties, but we are committed to generating a positive and sustainable impact on society and the natural world as a whole.

For more information regarding Toyota Environmental Challenge please visit: www.toyota.ie or contact your local Toyota dealer.



CHALLENGE 1

NEW VEHICLE – ZERO CO₂ EMISSIONS

By 2050, we want to reduce the CO₂ emissions from our vehicles by 90% compared to our 2010 levels. To achieve this, we will promote the development of new vehicles with low or zero carbon emissions, and do everything we can to increase the uptake of these vehicles.



CHALLENGE 4

MINIMISING AND OPTIMISING WATER USAGE

To minimise water usage, we have started to collect rainwater at our manufacturing plants. We have also developed purification methods so that the water we do use can either be used again or returned safely into the local supply.



CHALLENGE 2

LIFE CYCLE – ZERO CO₂ EMISSIONS

We are working to create more environmentally friendly designs – and then analysing and refining them to ensure the lowest possible environmental impact throughout the vehicle's entire life cycle*.



CHALLENGE 5

ESTABLISHING A RECYCLING-BASED SOCIETY AND SYSTEMS

We've been working on the challenge of resource recycling for 40 years, with the result that 95% of every Toyota Hilux is now reusable and recoverable. In addition, we offer new and innovative ways of returning your vehicle when it eventually reaches 'the end of the road'.



CHALLENGE 3

PLANT – ZERO CO₂ EMISSIONS


To reduce carbon emissions at our manufacturing plants, we are focusing on improving the technologies we use and switching to alternative power sources. We are committed to making our facilities more energy-efficient and adopting renewable energy sources such as solar and wind, as well as low-carbon power such as hydrogen energy.



CHALLENGE 6

ESTABLISHING A FUTURE SOCIETY IN HARMONY WITH NATURE

To preserve and enhance our co-existence with the natural world, we are organising reforestation and tree planting, green urban schemes and other environmental initiatives, both at our own sites and in the wider world. Our aim is to establish a society where people and nature coexist in harmony.



* Toyota's LCA methodology, which is applied to our passenger vehicles, was reviewed and approved by TÜV Rheinland and has been certified to comply with ISO14040/14044 standards.



YOUR COMPLETE PEACE OF MIND WITH TOYOTA

QUALITY SERVICE

Your Toyota will need a Health & Safety check at least once every 2 years/30,000 km (whichever comes sooner). An intermediate check is necessary every year or 15,000 km.

LOW MAINTENANCE COSTS

All Toyota vehicles are designed and engineered to minimise your maintenance costs.

GENUINE PARTS

Providing the reassurance of Toyota quality, only genuine and approved components are used on your vehicle.

COMPREHENSIVE WARRANTY

Every new Toyota comes with a 3-year/100,000 km vehicle warranty*, which covers any defect caused by a manufacturing fault[§].

ADDED SECURITY

Toyota's comprehensive security system withstands the insurance industry's rigorous 5-minute attack test.

TOYOTA EUROCARE

Enjoy peace of mind driving with complimentary Toyota Eurocare roadside assistance in 40 European countries for 3 years.

GENUINE ACCESSORIES

Toyota accessories are designed and manufactured with the same care, quality and attention to detail as Toyota vehicles. All accessories are covered by a 3-year warranty when purchased together with the vehicle[§].

For more information on peace of mind visit: www.toyota.ie

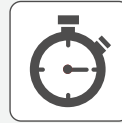
* Check with your dealer for specific warranty details. [§]Transport to the nearest authorised Toyota repairer will also be covered. In addition the 3-year/unlimited mileage paint warranty protects against defects and surface rust caused by a manufacturing fault. Every new Toyota is covered by a 12-year anti-corrosion (not valid for commercial vehicles) warranty against perforation of body panels caused by a manufacturing fault in materials or workmanship.

TOYOTA PROFESSIONAL YOUR BUSINESS PARTNER

Toyota know that business is never just business, which is why we have created a range of commercial vehicles you can trust. Choose from our new legendary Hilux, PROACE CITY, PROACE and Land Cruiser and put your business in safe hands. Our dedicated Toyota Professional dealers are on hand to keep you moving. With highly trained technicians and a comprehensive range of services built around you, Toyota Professional offers you the back-up you need for total peace of mind.

**PICK-UP AND DELIVERY***

If your Toyota needs to be repaired, we will pick it up and return it, so that you can carry on with your business. Simple.

**EXPRESS SERVICE***

Time is money, so we guarantee to complete scheduled services and maintenance in 60 minutes or less, with two technicians working on your vehicle at the same time.

**EXTENDED OPENING HOURS***

We will take care of your pick-up when you don't need your pick-up to take care of your business, with opening hours that suit you.

**FAST LANE FOR SPECIFIC SERVICES***

Some things just can't wait, which is why we have created a fast lane servicing facility for urgent repairs. It really couldn't be quicker.

**ROAD SERVICE ASSISTANCE***

It's reassuring to know that you are never alone: our roadside assistance includes mobile workshops and vehicle recovery to get you up and running again as quickly as possible.

**COURTESY HILUX***

Need a pick up when yours is with us? Our fleet of courtesy pick ups are here to keep you moving.

* Please contact your local dealer for availability of services.

The Dakar Rally is the most extreme endurance rally on earth. It is the ultimate test to make better cars, which is why Toyota have competed for the past 40 years. It pushes quality, durability and reliability to its limits. The terrain is extreme, the speeds unbelievable. In these conditions, trust is key. One of the greatest Formula One drivers in the history of the sport, two-time World Formula One Champion Fernando Alonso joined the 2020 Dakar Rally team. Alonso competed alongside Nasser Al-Attiyah, who proved the incredible strength and pace of the legendary Hilux by winning the 2019 Dakar Rally.

For more information visit: www.toyota-europe.com/world-of-toyota/toyotagazooracing/tgrdakar

**DAKAR IS THE
ULTIMATE TEST
TO MAKE
BETTER CARS**





WHY COMPETE IN THE TOUGHEST RACE?



BORN TO ROAM YOU CAN IN A HILUX

WWW.TOYOTA.IE

To the best of our knowledge, all information in this brochure is correct at time of going to print. Details of specifications and equipment provided in this brochure are subject to local conditions and requirements and may, therefore, vary from models available in your area. Please enquire with your local dealer for details on your local specifications and equipment. • Vehicle body colours may differ slightly from the printed photographs in this brochure. • Toyota Motor Europe reserves the right to alter any details of specifications and equipment without prior notice. • © 2020 by Toyota Ireland. • No part of this publication may in any way be reproduced without the prior written approval of Toyota Ireland.

10/20/HILUX/1500